

Name:-

Club:-



HOME CRAFT ADVENTURER AWARD

BUC e-Club 2021

Presented by Pam Catchpole, SEC Area Coordinator

1. design and build a sculpture using cocktail sticks

Use this space to draw your design before you build.

A large empty rectangular box with a black border, intended for drawing a design before building a sculpture.

2. Do or make two of the following:

- a. a crochet piece
- b. a cross-stitch piece
- c. a knitted piece
- d. an embroidered piece
- e. thread a needle and sew on a button.

What will you do? What will you make?

I am going to :-

.....

.....

.....

.....

.....

.....

.....

.....

.....

Sewing a Flat Button

1. **Step 1:** Thread the Needle. Cut about 24 inches of thread. ...
 2. **Step 2:** Mark the Right Spot. ...
 3. **Step 3:** Push Needle Through the Backside. ...
 4. **Step 4:** The First Set of Holes. ...
 5. **Step 5:** The Remaining Holes. ...
 6. **Optional Step:** The Shank. ...
- Step 6:** Secure the Thread.

3. Cover a bottle to be used as a vase

What materials will you use?

.....

.....

.....

.....

.....

.....

.....

.....

.....

.....

4. Design and make a refrigerator magnet

I will need:-

.....

.....


.....

.....

.....

.....

Here is my design



5. Make a picture from household items or foods

What will I need?

.....

.....


.....

.....

.....

.....

Here is my design



6. Make two items from things that would normally be thrown away

What can I use?

.....

.....


.....

.....

.....

.....

What shall I make?



7. Start a collection of throwaway home items that may be reused for craft projects

| | | |
|-----------------------|--------------------|-----------------|
| Cardboard tubes | Bottle tops | Egg cartons |
| Cotton reels | Empty Cereal boxes | Crisp tubes |
| Empty food boxes | Old cds or dvds | Fruit punnets |
| Empty plastic bottles | Pieces of fabric | Empty envelopes |