

Basket Maker Award Worksheet

ADVENTURER NAME:



Requirements:

1. Explain what a basket is.
2. Name several baskets found in your home.
3. Know the tools of a basket maker.
4. Describe how materials are prepared for basket weaving.
5. Make a simple basket of natural grasses, reeds, or other local material.
OR
Decorate a basket to be used for: sewing, trash, berries or flowers.
6. Decorate a basket to be given as a gift.
7. What are some ways baskets were used in the Bible. Give at least one text.

1. What is a basket?

2. Name 5 baskets found in your home

(1)-----

(2)-----

(3)-----

(4)-----

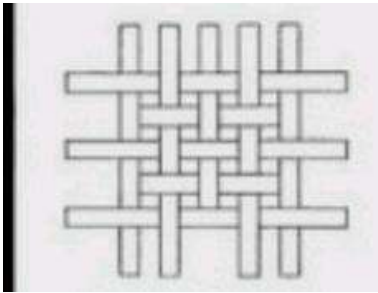
(5)-----

3. What tools are used by a basket weaver?

CIRCLE THE CORRECT TOOLS

- Pliers Rolling pin Sharp knife Awl/Bodkin Crayon
Measuring Tape Clothes Pins Hairbrush Pencil Sharpener
Toothbrush Towel Water Bucket Scissors

4. Draw a line between the picture and its name.

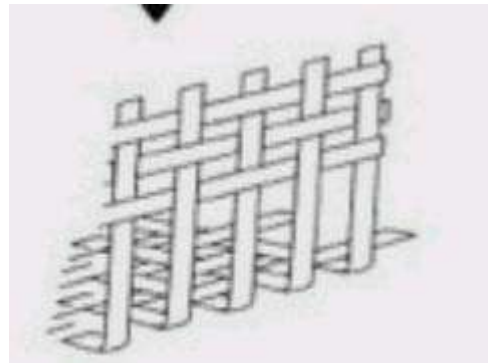
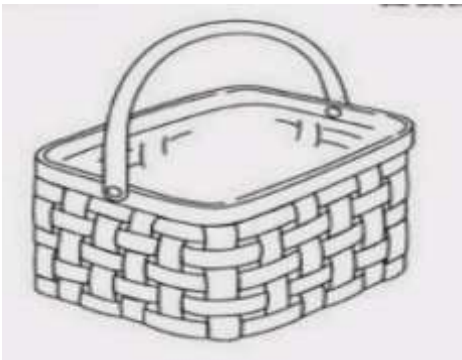
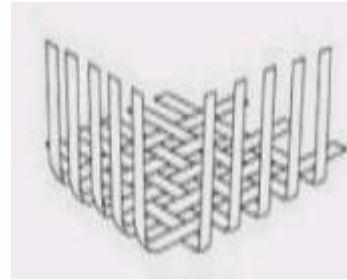


Basket Base

Basket Spokes

Basket Weaving

Basket Handle



Do Some Leaves or reeds need to be soaked in water before weaving?

Yes or No
(circle your answer)

5. Draw a picture showing a basket being used in the Bible.

6. Make a simple basket of your design.

Decorate a basket to give as a gift.

Send your club leader and Pastor Dejan photos of your baskets.

7. Colour the bible verse

I removed the burden
from their shoulders;
their hands were set free
from the basket.

Psalm 81:6