



Animal Camouflage



Presenter: Mark O'Ffill

Wiki.pathfindersonline.org



Teacher/Pastor Mark O'Ffill

NAD Honors Task-force Chair

Wiki.pathfindersonline.org






Requirement #1

Define the following terms as related to animals
hiding in nature.

Camouflage

Adaptation






Definitions

What is ADAPTATION?

A change in a plant or animal that makes it better able to live in a particular place or situation.

Ex. Large Ground Finch
vs Mangrove Finch

“cousins” genetically but
adapted to environment



Definitions

What is CAMOUFLAGE?

A shape or colouring which conceals.

Something that protects an animal from attack by making it difficult to see in its environment.

Camouflage!




Pennant-winged nightjar



Requirement #2

Explain the purpose of animal camouflage.



- What are the purposes for animal camouflage?
 - For Predator?
 - For Prey?



USE CHAT WINDOW!



(Predator - those who hunt
who hunt



Prey - those who get
hunted)





Requirement #3

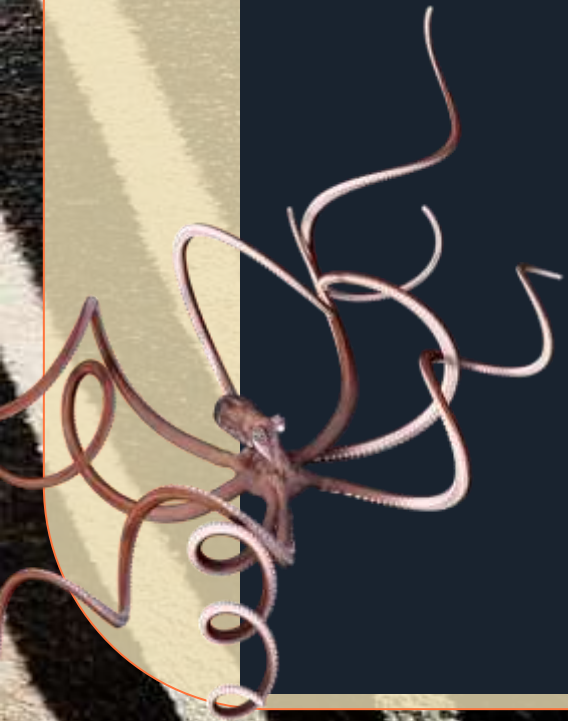
Describe and give an example of each of the following types of animal camouflage:

Concealing coloration

Disguise

Mimicry

Disruptive colouration



The 4 Types of Camouflage

Concealing
Colouration

Disruptive
Colouration

Disguise

Mimicry

The 4 Types of Camouflage

Concealing
Colouration

The 4 Types of Camouflage

Concealing colouration is when an animal hides itself against a background of the same color.

Concealing

Colouration



The 4 Types of Camouflage

Disruptive
Colouration

The 4 Types of Camouflage

Disruptive colouration is when animals have spots, stripes, or patterns to break up their outline so it doesn't stick out against the background.

Disruptive

Colouration



The 4 Types of Camouflage

Disguise

The 4 Types of Camouflage

Disguise is when animals blend in with their surroundings by looking like another object (stick, thorn, coral, leaf, bark, etc.)

Disguise



The 4 Types of Camouflage

Mimicry

The 4 Types of Camouflage

Mimicry is when animals or insects look like other dangerous, bad tasting or poisonous animals or insects. They pretend to be what they are not.

Mimicry



Mimicry



Mimicry

[Video \(1:48\)](#)



The 4 Types of Camouflage

Concealing
Colouration

Disruptive
Colouration

Test your skilz! QUIZLET GAME
<http://bit.ly/AnimalCamoHonor>


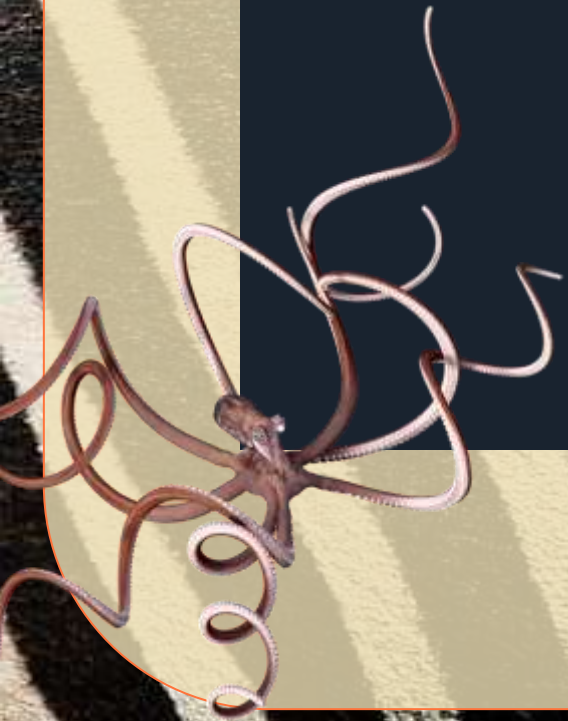
Disguise

Mimicry



Requirement #4

DO ON YOUR OWN -
TURN IT IN TO YOUR LEADERSHIP
Do three of the following projects



Project #1

game

Create a game based on animal camouflage and play it with a group.

- **Matching (term + pic)?**
- **Trivia?**
- **Quizlet?**

Project #2

Children's Story

Write and tell a children's story with an Animal camouflage theme (video filmed).

Samples: how does the devil use mimicry?

Genesis 3 - sin enters the garden through a camouflaged serpent.

False Christs of Matthew 24 mimic Jesus just like the king snake mimics the coral snake.

Disguise - sin is often disguised as something good or harmless.

Building a Storytime story

1. Ask yourself one of two questions:
 - a. What animal do I wish to use to build the lesson (and what category of animal camouflage)?
 - b. What lesson do I wish to share that I need to find an object/ picture for? (Picture of octopus, king snake (pet of some people), katydid, rose with thorns + picture of thorn bug.)
2. What is the main point I wish to share (1 sentence)?
 - a. This is where you end your illustration. It often compares the object lesson to the truth shared
3. Find a fact or two about your camo animal that has PARALLELS with your Bible truth. Write out your Bible truth. Don't tell too many details that are distractions.
4. Be sure you plan to END with that "main point" sentence and then STOP!

Project #3

observation

Spend a minimum of $\frac{1}{2}$ hours observing an animal which uses camouflage (in its natural setting, if possible) and write a report on your observations.

Make notes, take photos!

Project #4

Diorama

Create a Scale Model of an Animal's Environment

Emphasize how the animal uses camouflage to survive.

Other Project

Options

- **Create a poster or display showing at least four (4) different environments with animals that might be camouflaged in each.**
- **Create a display of pictures you have taken or drawn of five (5) different animals in camouflage.**
- **Create a children's book with illustrations about animal camouflage.**
- **Participate in a panel discussion about the use of animal camouflage giving specific examples and details and the type of hiding it uses.**
- **Make a scrapbook of the four animal camouflage types (see #3) and pictures of five animals in each of those types.**
- **Using multi-media, create a presentation about animal camouflage.**
- **Create your own project (submit it for approval from your Club Director before starting)**



Requirement #5

Discover how Satan uses disguise to deceive people regarding Jesus' plan of redemption. Include the following passages in your discussion.

Portray your findings in a skit, play or puppet show.

Genesis 3 (Temptation in the Garden)

Chapters 2 & 3 in Patriarchs and Prophets.



What's Next?



Earn the Advanced
Animal Camouflage
honour too!

Other Cool Animal Honours

Left to Right

1 - Bats (and Advanced),
Dinosaurs



2 - Marine Mammals,
Marsupials, Raptors, Reptiles



3 - Odonates (and Advanced),
Dogs, Cetaceans, Worms (and
advanced)



Worksheet for this honor
<http://bit.ly/AnimalCamoPDF>



This slideshow download:
<http://bit.ly/AnimalCamoSlides>

Wiki.pathfindersonline.org





Web / App Resources

Animal Camouflage

Youtube.com “animal camouflage” there are tons of great videos

iNaturalist identifies animals you see in the wild and at the zoo! (especially helpful for the advanced honor

PLT.org 32 Camo Animals
<https://www.plt.org/educator-tips/camouflage-nature-examples>

