



Gardener

---

Mthoko Ndlovu





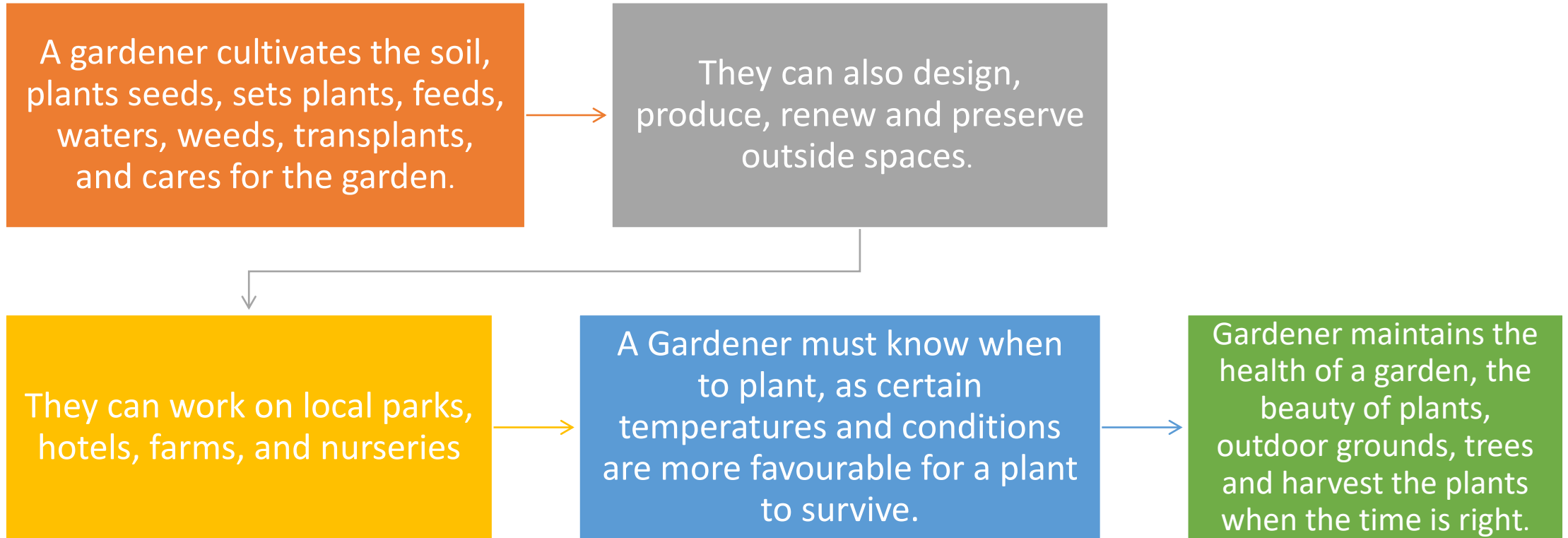
# What will you learn today?

- What a Gardener does
- Types of Gardens
- Garden in the Bible
- Garden Tools
- Garden safety
- How to care for your tools
- Homework





# What does a Gardener do?







# Types of Gardens



VEGETABLE GARDEN



FLOWER GARDEN



HERB GARDEN



# Vegetable Garden







# Vegetable Garden







# Flower Garden



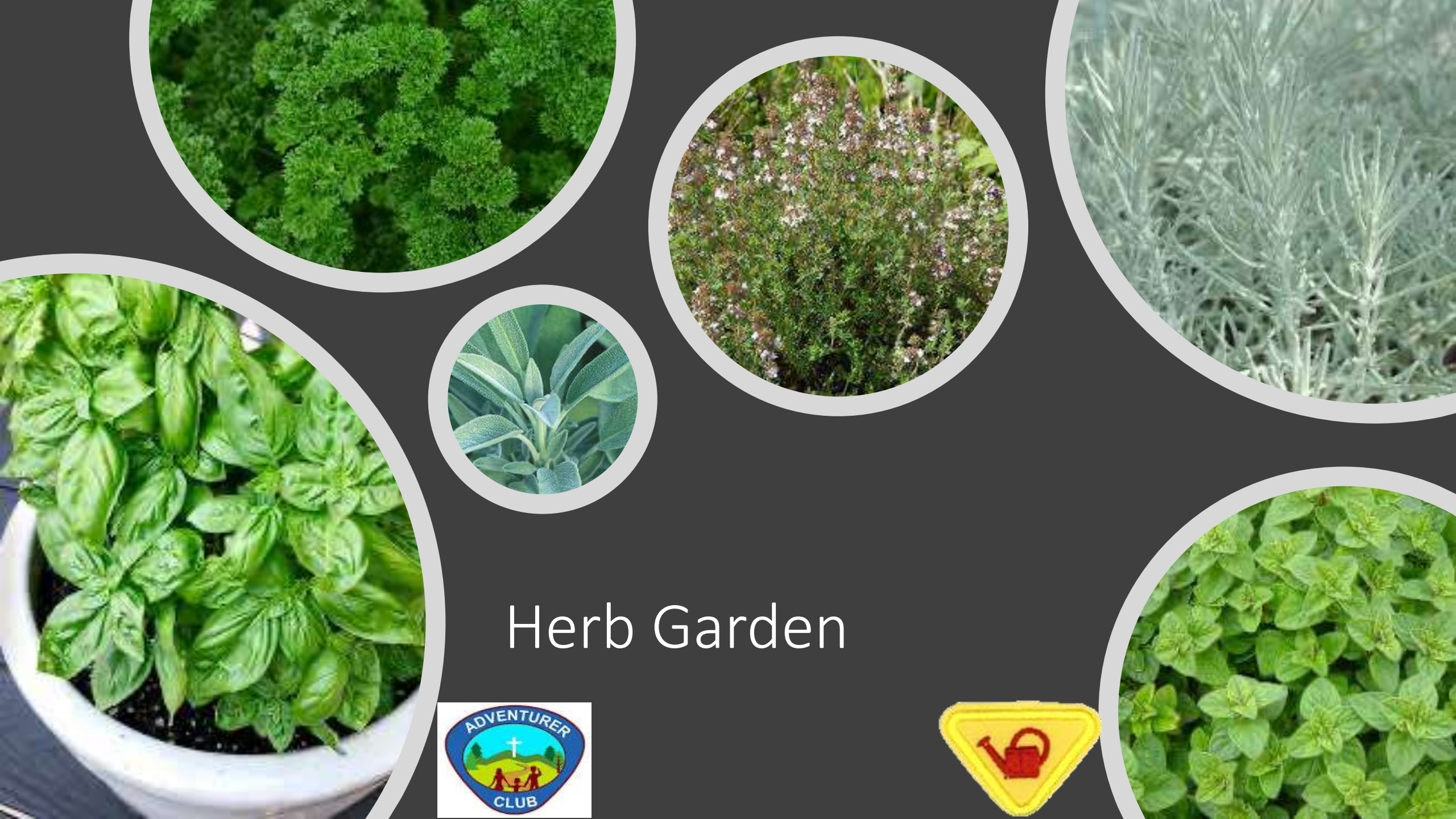




# Flower Garden







# Herb Garden







# Herb Garden







Seeds



# Embryo







Sprouting





Coating falls off

---







Cotyledon





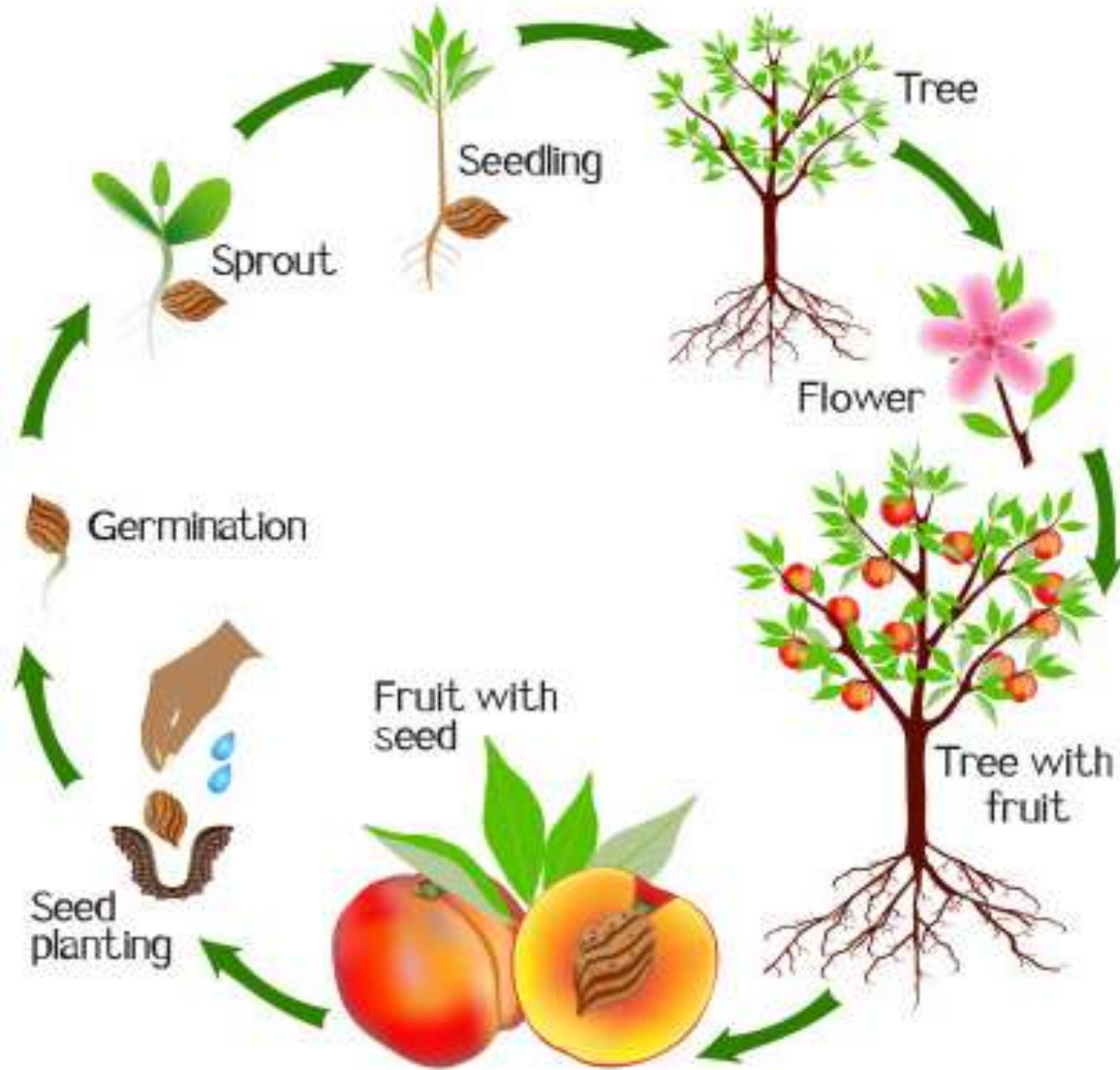
LAURA BERMAN | GREENFUSEPHOTOS.COM | 416-887-2655

First leaves









# Stages of plant growth

Genesis 1.29





What do plants need to grow?

Space to grow

Water

Sunlight/Warmth

Air

Nutrients

Soil





## Garden Tools for Gardening

- Hoe
- Garden Gloves
- Garden Fork
- Garden spade
- Shovel
- Rake
- Wheelbarrow
- Kneeling pads
- Watering can
- Hose
- Hand trowel
- Shears







## Hoe

- Hoe is for digging your soil, edging your lawn, weeding and preparing beds for planting.
- You can use the flat end of your hoe for shaping trenches to put your plants into. Once you have your seeds in the right place, you can simply push the soil back over them.





# Garden Gloves

- Gardening tasks can wreak havoc on your hands, leaving them sore and irritated. Gloves offer better protection and comfort
- Gloves protect your hands from dirt.
- If you have to deal with thorny branches or prickly plants, gloves will protect your hands and wrists from scratches, scrapes, and splinters.
- If you have sensitive skin, you wear gloves to avoid rashes and allergic reactions to plants, fertilizers, and other chemicals.
- Eczema prone gardeners need a nice set of gloves to protect their hands.





# Garden Fork

- One of the most hardworking tools in the garden, it performs a lot of jobs.
- It can be used to aerate lawns, break up firm soil, create holes for seeds, mix in soil treatment, harvest root crops, remove stones and weeds
- Its sharp and strong tines can more easily penetrate difficult land than a spade.



# Rake

- A rake removes stones, rocks and clogs from the ground before planting.
- Like a broom, but much stronger it can do a lot of jobs in the garden.
- You can use it for turning over and breaking up your soil to make sure it doesn't clump together, making it impossible for your seedlings and plants to break the surface.
- You can also level out your soil, remove weeds and gather up your garden waste before transferring to a wheelbarrow.





# Shovel

- A shovel is useful for most jobs around the garden, particularly those that include digging and the removal or addition of loose gardening materials such as compost, fertiliser, and soil
- Whether you're scooping away weeds or you're digging a deep hole or filling a bed with compost, a good shovel will be invaluable







- A wheelbarrow makes it easy to move heavy and awkward gardening materials around your garden.

Lump everything including your tools into your wheelbarrow and easily transport them around as you work







# Spade

- A spade has a long handle and a long, narrow, flat head. No gardening tool kit is complete without one! You will need it for digging tasks, as well as edging beds and lawns, transplanting, dividing shrubs, and lots more.



## Kneeling Pads

- Bending over flowerbeds or sowing in the vegetable patch can quickly get tiring for your knees.
- Garden pads give you support and keep you working comfortably for longer.







# Watering Can

- A portable container, with a handle and a funnel, used to water plants.
- There are two most basic kinds of watering cans metal or plastic.
- Plastic tends to be a bit less expensive and is generally not that durable but are lightweight and easy to carry.
- Metal cans last longer, provided they are protected from rust. These may be a bit heavier to carry but they are durable



## Hose

- Hose is used to transport water for gardening, lawn care, and other garden purposes
- Also used for outdoor cleaning of items such as vehicles, equipment, building exteriors, and animals.
- They also come in different types. **Sprinkler** hoses are often used for watering lawns or new planting beds. **Soaker** hoses have tiny holes that allows water to slowly seep into the roots of newly planted beds.







# Hand trowel

- A small tool that is used for digging, planting, transplanting, potting, turning the earth or pulling stubborn leaves.
- Whether you're gardening in containers, raised beds, or directly in your garden, a hand trowel is a must have tool, because they're easy to set down and lose track of while you're working in the garden,.
- Look for one with a comfortable grip on the handle to avoid hand fatigue and give you the best control.
- Look for hand tools with bright handles that are easy to spot in the dirt or greenery







# Pruning Shears



- Also known as a secateurs, pruners or clippers, garden secateurs are a very useful hand tool around the garden. You will need them for trimming and shaping plants and shrubs and for removing dead growth.
- They're also great for cutting thick stems and small branches. They're particularly helpful later in summer when vegetable stems and vines are thick. You can use them at the end of the season when cleaning up and putting the garden to bed. They're great for cutting down plants for the compost pile.







# Secateurs

- A lot of cutting and trimming jobs can be handled with a good pair of secateurs. They are also essential for harvesting herbs, fruits, and vegetables.





# Garden Safety



Wear protective clothing to protect yourself from lawn and **garden** pests, harmful chemicals, sharp equipment, insects, and harmful rays of too much sun.



Wear sturdy shoes, and long pants to prevent injury when using power tools and equipment.



Use insect repellent. Protect yourself from diseases caused by mosquitoes and ticks. Wear long-sleeved shirts, and trousers tucked in your socks. You may also want to wear high rubber boots since ticks are usually located close to the ground.



Lower your risk for sunburn and skin cancer. Wear wide-brimmed hats, sun shades, and sunscreen with sun protective factor (SPF) 15 or higher.







# Garden Safety



If you're outside in hot weather you'll need to make an effort to drink more fluids.



Avoid drinking liquids that contain large amounts of sugar.



Take breaks often. Try to rest in shaded areas. Stop working if you experience breathlessness or muscle soreness.



Eat healthy foods to help keep you energized.

# How to care for your tools

- Store hoses out of direct sunlight. Drain and coil hoses between uses. Store hoses by hanging them. Don't allow hoses to stay kinked, as this can lead to a permanent weak spot on the hose. Drain and store hoses in a garage or shed through winter. Don't leave hoses lying out where they can be run over or tripped on.







## How to care for Garden Tools



- Round up all your **tools**, a bucket of warm water and stiff bristle brush. Start with the brush and knock off most of the dirt on your **tools**. Once you have the dirt removed, scrub the remaining off with the warm water.
- Never put your tools away wet. Allow them to dry completely before storing to prevent rusting and handle rot. Once each garden season, rub linseed oil into your wooden handles to help preserve them.
- After each use wipe the metal parts with an oily cloth. Alternately, you can wipe your tools dry with a clean cloth.



# Who was the first Gardener?

Genesis 2:8,9







# Who looked after the Garden in Eden?

Gen 2:15




Garden in Gethsemane

---

Matthew 26:36, John 18:1





# Garden in God's presence

Revelation 22:1,2






# GARDENER AND GOD

Matthew 13



# Gardener and God

- **Looking after your friends' needs and love for Jesus**



# Harvest and Salvation

- When the fruit is ripe it is harvested, likewise when we have told others about God and they accept his love, He will come and take all to be in heaven with Him and Jesus and the angels.







# Homework



Take care of a small plot of land-sowing, transplanting, planting and cultivating flowers, vegetables or herbs.



Plant and care for three different plants using a window box, flower-pot, milk carton



Make a terrarium and care for it.





## Terrarium

- A terrarium is a sealable glass container containing soil and plants.
- It can be opened for maintenance to access the plants inside.





# Homework

Share a plant, some garden produce or a flower from your garden with your family or with a friend or neighbour.

Draw and colour a picture of a flower to give to someone.

