



# Pathfinder Seeds Honour



# The Seeds Honour

SAC Simon Facey  
BUC E-Honours Sunday 21<sup>st</sup> June



# Honour Worksheet



During this E-Honour session we will be using a Workbook to complete this honour.



Document

Please click on the icon or link to download your [E-Honour Worksheet](#) for this presentation.

PLEASE  
DOWNLOAD  
YOUR WORKSHEET



## Pathfinder Honour: Workbook

### Seeds 1



Name:

Club:

Date Started:

Date Completed:

Instructor Name:

Signature:

Club Director's Name:

Signature:

Please Award Patch:


Date:

To be signed by authorized personnel (i.e. Conference Director or Area Co-Ordinator for Pathfinders) after satisfactory completion. Leaders, please see the Assessment Sheet for a checklist of practical requirements and a short test to check knowledge of honour.



# Honour Requirements

The requirements for the Seeds Honour:

Seeds		
Nature General Conference See also <a href="#">Seeds - Advanced</a>	Skill Level 1	
	Year of Introduction: 1961	

1. What is the main purpose of a seed?
2. What foods were first given to man in the Garden of Eden?
3. Identify from a seed or drawing and know the purpose of each of these parts of a seed: seed coat, cotyledon, embryo?
4. List from memory four different methods by which seeds are scattered. Name three kinds of plants whose seeds are scattered by each method.
5. List from memory ten kinds of seeds that we use for food.
6. List from memory five kinds of seeds that are used as sources of oil.
7. List from memory five kinds of seeds that are used for spices.
8. What conditions are necessary for a seed to sprout?
9. Make a collection of 30 different kinds of seeds of which only 10 may be collected from commercial seeds packages, the other 20 you are to collect yourself. Label each kind as follows: seeds name, date collected, locations collected, and collector's names.



# Honour Overview




## Intro to Seeds

The characteristics, types, purposes of seeds




## The First Seeds

Seeds in the Garden – Bible Story



## Seed Identity

Identifying and committing seeds to memory



## Seed Collection and Growth

Types of seeds to collect and cultivating their growth



## Seeds in the Bible

Where do we find Seeds in the Bible



# Working on the Allotment – Planting Seeds





# Introduction to Seeds

Introduction to 2021?

“Any fool can count the seeds in an apple. Only God can count all the apples in one seed.” — Robert H. Schuller



# Seeds and their purpose



The main purpose of a seed is to grow a new plant, thus propagating the species.





# Requirement 1



SEEDS OF  
PURPOSE



What is the purpose of a seed?




# Garden of Eden





# Jesus' parables



Many of the parables that Jesus used contained seeds or plants. Matt 13 with the parable of the sower and the different soils is a good example.

Also found in this chapter is the parable of the wheat and tares.



# Garden of Eden



Moses says that one river flowed to water the garden, which afterwards would divide itself into four heads. It is sufficiently agreed among all, that two of these heads are the Euphrates and the Tigris; for no one disputes that . . . (Hiddekel) is the Tigris. But there is a great controversy respecting the other two. Many think, that Pison and Gihon are the Ganges and the Nile; the error, however, of these men is abundantly refuted by the distance of the positions of these rivers. Persons are not wanting who fly across even to the Danube; as if indeed the habitation of one man stretched itself from the most remote part of Asia to the extremity of Europe. But since many other celebrated rivers flow by the region of which we are speaking, there is greater probability in the opinion of those who believe that two of these rivers are pointed out, although their names are now obsolete. Be this as it may, the difficulty is not yet solved. For Moses divides the one river which flowed by the garden into four heads. Yet it appears, that the fountains of the Euphrates and the Tigris were far distant from each other.<sup>1</sup>

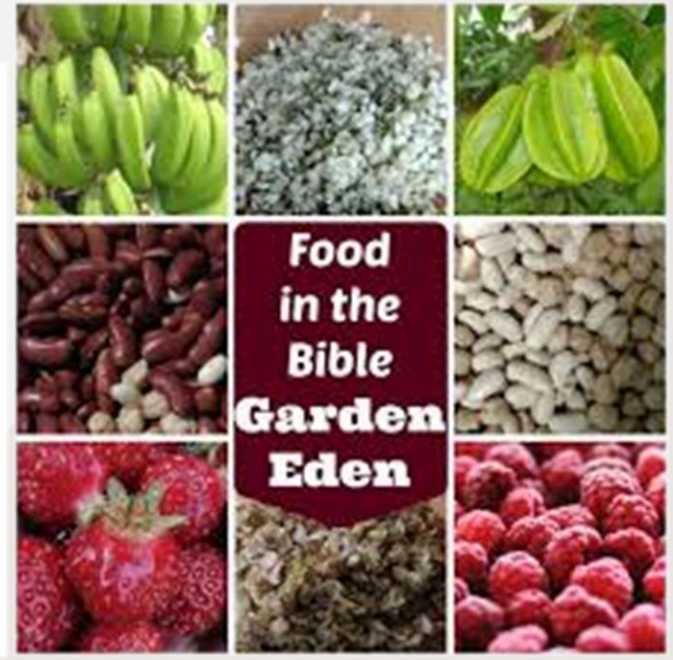

From this difficulty, some would free themselves by saying that the surface of the globe may have been changed by the deluge. . . .<sup>2</sup>

**Perfect Place for a Garden, where plants, trees cultivated. The seeds were perfect, in Gods creation.**



# Requirement 2

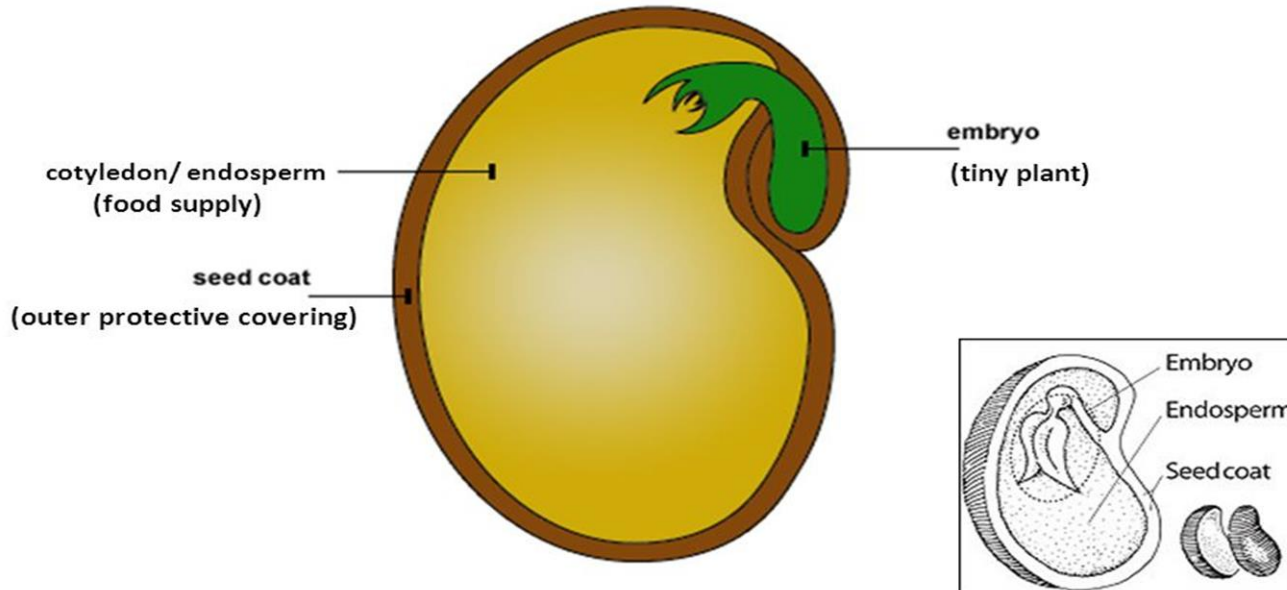
## What foods were first given to man in the Garden of Eden?





# Identifying Seeds

## Three Main Parts of a Seed

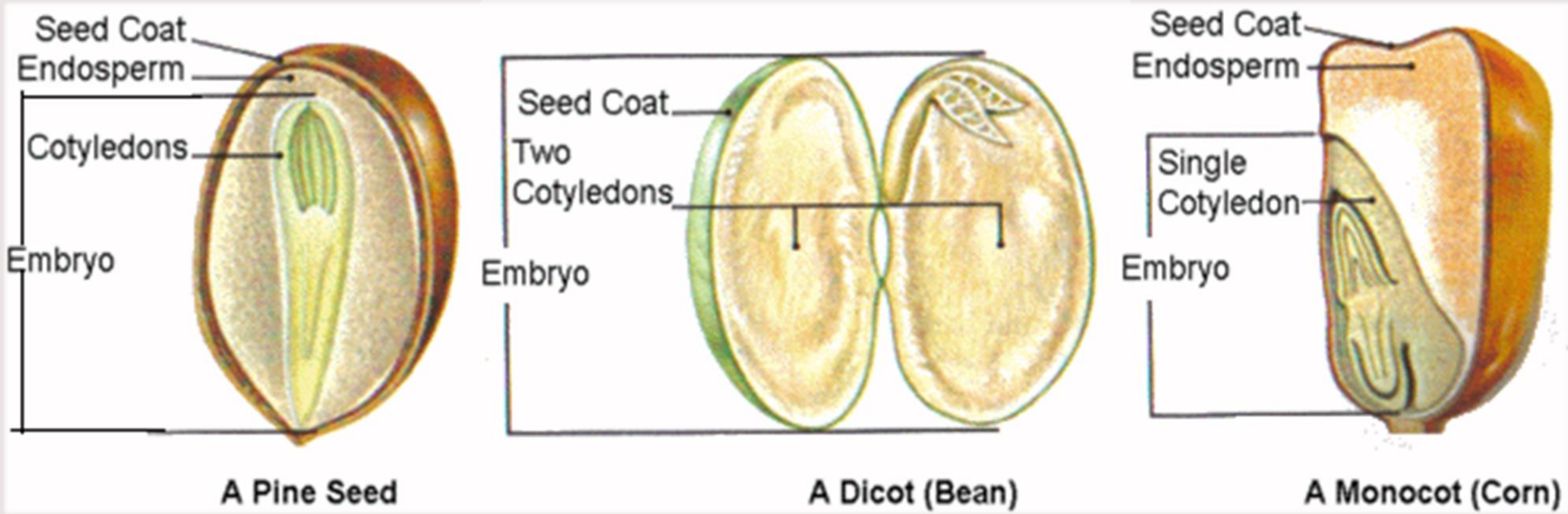




# Requirement 3




Identify from a seed or drawing and know the purpose of each of these parts of a seed: seed coat, cotyledon, embryo.





# Scattering of Seeds

- Gravity
- Mechanical Dispersal
- Wind
- Water
- Animal Dispersal



**Scattering of seeds** over a wide area by animals or other means is **called** dispersal. Growing of a new plant from **seed** under the favourable condition is **known as** germination.





# Seeds Scattering Methods, Benefits & Examples

Scattering of **seeds** over a wide area by animals or other means is **called** dispersal.

Growing of a new plant from **seed** under the favourable condition is **known** as germination.





# Gravity



Also for gravity seed dispersal, Pine Trees (Left Picture), Conifers (Right Picture)



# Gravity



**Gravity: Apple and Passionfruit photos are for seed dispersal gravity. Also Fir Tree**

Picture going to an apple orchard. As you walk through the trees, you see many apples on the ground, as well as in the trees.

Seed dispersal by **gravity** occurs when fruits, and their seeds, fall from the tree in a process called **abscission**. As fruit ripens, it gets heavier, and combined with chemical signals inside the plant, the fruit falls.

Some fruit may roll further from the tree, whereas others will then be carried away by other dispersal methods.



# Mechanical Dispersal



## Dandelion Seeds

—Someo

The flower heads mature into spherical seed heads sometimes called blowballs or clocks (in both British and American English) containing many single-seeded **fruits** called achenes. Each achene is attached to a pappus of fine hair-like material which enables wind-aided dispersal over long distances.



# Scattering of Seeds



## Sycamore Seedling

**Mechanical Seed Dispersal.** the scattering of **seeds** by splitting fruits.

**Mechanical seed dispersal** is characteristic of the Siberian pea tree, squirting cucumber, snapweed, and similar plants whose ripe fruits open suddenly (by cracking or bursting), discharging and scattering the **seeds**.





# Scattering of Seeds



## Spotted Touch-me-not

The common name (**Spotted Touch-me-not**) is a reference to the **seed** pods popping open at a **touch**, a characteristic which also explains two other common names – Snapweed and **Spotted** Snap Weed.

The plant is also known as Jewelweed and **Spotted** Jewelweed. There are several competing explanations for these names.



# Wind Dispersal



Cottonwood tree.

Cottonwood in greater detail. It has tiny hairs on it.

**Seeds** from **plants** like dandelions, swan **plants** and **cottonwood trees** are light and have feathery bristles and can be carried long distances by the **wind**.

Some **plants**, like kauri and maple **trees**, have 'winged' **seeds**. They don't float away but flutter to the ground.





# Wind Dispersal



Weeping willow tree.

Ash tree - wind dispersal

Here are a few examples of wind dispersal showing a Weeping willow and Ash Tree



# Water Dispersal



Mangroves - water dispersal



Mangroves again



Waterlily seed pod - water dispersal

**Seeds** dispersed by **water** are contained in light and buoyant fruit, giving them the ability to float.

Coconuts are well known for their ability to float on **water** to reach land where they can germinate.

Similarly, willow and silver birches produce lightweight fruit that can float on **water**.



# Water



Coconut, water dispersal



Waterlily



# Animal dispersal



A barbed seed caught in the fur of a cat.



Seeds on a pair of jeans when out walking.



# Animal Dispersal



Tomatoes



Strawberry



# Requirement 4



List from memory four different methods by which seeds are scattered. Name three kinds of plants whose seeds are scattered by each method.

## How Seeds Travel

by the wind	by animals	by water	by bursting	by humans
 milkweed	 beggar-ticks	 lotus	 violet	 bean
 dandelion	 sandbur	 cattail	 jewelweed	 wheat
 maple	 blackberry	 coconut	 witch hazel	 cherry



# Seeds used for foods

- **Save money!**
- **Food Security begins in your backyard.**
- **Healthy, Pest & Disease Resistant Plants.**
- **Preserve the Genetic Diversity of Heirloom Plant Varieties.**
- **Seed Saving is Rewarding and Easy.**



# Seeds used for foods



Genetically modified seeds contaminate organic seeds – know what you are growing and eating



Heirloom seeds are hardy varieties grown with love over many generations



Herb Seed Packets produced by our local seed saving group



Watermelons are a mine of seeds that can be saved and replanted



Melon seeds ready for saving and replanting





# Seeds used for foods



Organic Whole Almonds



Chestnuts Seeds



Brazil Seeds Pieces



Barley Seeds



Coconut Nuts



Cashew Nuts





Pomegranate



# Requirement 5

List from memory ten kinds of seeds that we use for food.





## Seeds used for oil





Sunflower oil  
Coconut  
Safflower  
Olive  
Corn  
Rapeseed





THEORY  
PRACTICE

# Requirement 6



List from memory five kinds of seeds that are used as sources of oil.

CASTER SEED



GROUND NUT  
(JAVA & BOLD)



JATROPA SEEDS



KALONJI  
(BLACK SEEDS)



MUSTARD SEEDS



SAFFLOWER SEED



SESAME  
(BROWN)



SESAME  
(WHITE)



SOYABEAN SEED



SUNFLOWER SEEDS





# Seeds used for spices



# Cocoa seed leads to chocolate





Anise  
Cardamom  
Coriander  
Fennel  
Nutmeg







# Requirement 7



**THEORY**  
**PRACTICE**

- List from memory five kinds of seeds that are used for spices.





# Conditions and Environment

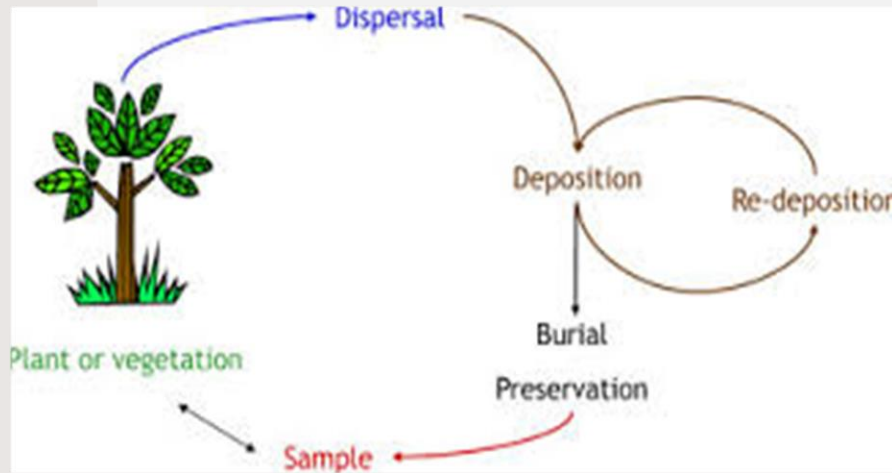
## External factors (things outside the seed)

- Water
- Oxygen
- Temperature and light
- Stratification



## Internal factors (things inside the seed)

- Damaged seed
- Age of the seed
- Genetics
- Presence of mould





# Water



- **Seeds need moist conditions before they can sprout.**
- **Seeds are generally very dry especially the older they are.**
- **When you put a seed in moist conditions it absorbs the surrounding water.**
- **This causes the seed to swell.**





# Water



Water also softens the seed coat allowing it easier for the embryo to burst through.

Water is also needed to activate the metabolic pathways for the seed to grow.


The seed stores all of the starch and nutrients within it.



GROWN IN LIGHT



GROWN IN DARKNESS



Life At The Zoo



# Stratification



In horticulture, stratification is a process of treating seeds to simulate natural conditions that the seeds must experience before germination can occur.

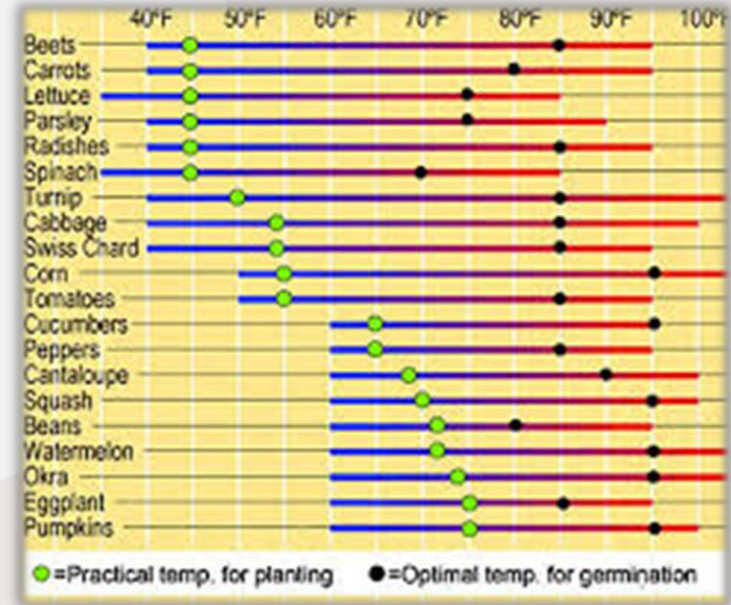
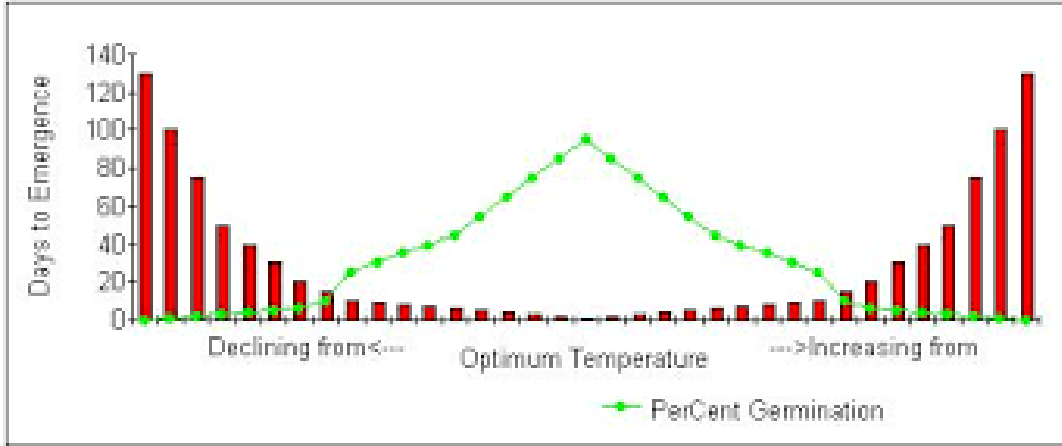
Many seed species have an embryonic dormancy phase, and generally will not sprout until this dormancy is broken.





# Requirement 8

- What conditions are necessary for seed to sprout?





# Collecting Seeds



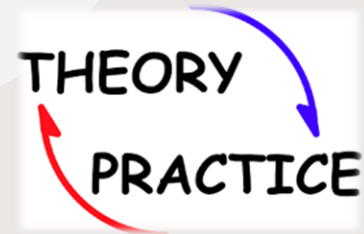




# Requirement 9



- Now that you have the information, knowledge.
- Put this into actions and practice by doing the following.





# Collections of Seeds (30 Different Types)



- **Make a collection of 30 different kinds of seeds.**
- **Only 10 of them can be from commercial seed packages.**
- **The other 20 you are to collect yourself.**
- **Label each kind as follows: seed name, date collected, location collected, and collector's name.**



# Do we have any further questions



Please do send in your questions related to the topic





# Honour is Complete



Thank you all for participating in the Honour today.

Remember to keep your worksheets within your participation.

We thank you very very very much.



—Someone amous





# The END

# JUG END

